

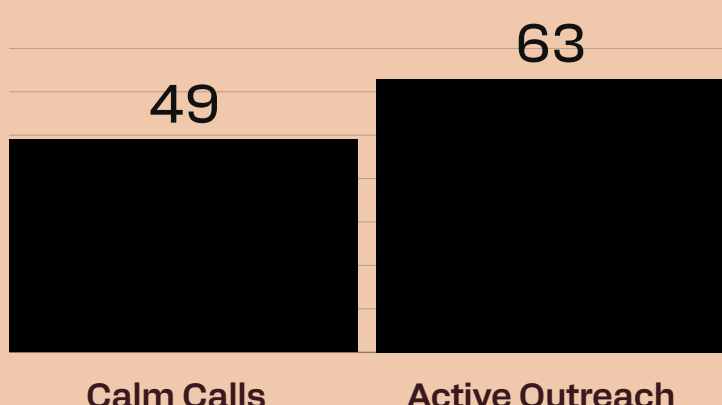


**LYNN
CALM
TEAM**

CALM TEAM DATA

**APRIL 1 - APRIL 30
2026**

Total Interactions 112



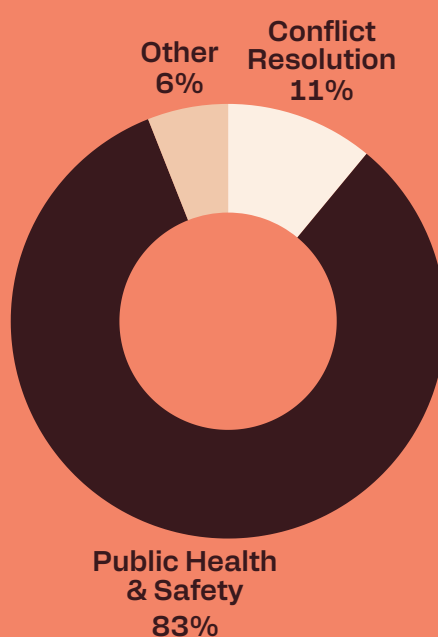
Data Highlights

- Total interactions with the public down 8% from last month.
- Calm Calls down 12% from last month.
- Active outreach down 4%.
- Calls and interactions decreased last month due to proactive and intentional time spent in community spaces to address issues before they escalate especially downtown.
- Out of all interactions, 20% were supported by the Calm Team Nurse, which means the individual received some sort of medical attention.

Call Types



[Click here for call descriptions](#)



Highlights

- Connected with several community partners serving at-risk youth and collaborated on initiatives to support youth in Lynn.
- Increased the visible presence throughout the community to help foster a sense of safety and address barriers to accessing resources in city parks and public spaces.
- Conducted outreach to local businesses and community partners and provided support to community members experiencing concerns related to homelessness and substance use.
- Empowered resident-led efforts to maintain the city's cleanliness while prioritizing the well-being and dignity of residents.
- Continued supporting:
 - Lynn residents in accessing basic medical care through the Calm Team Nurse.
 - Seniors and older adults in the community through wellness checks and assistance accessing essential services.
 - The removal of sharps and hazardous materials from public spaces to promote public safety for all residents.

Call Information

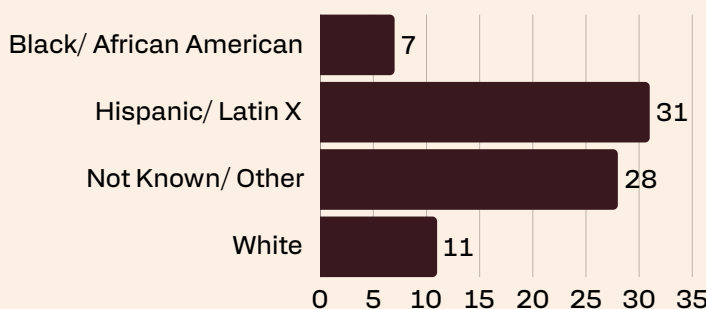


**Average
Call
Duration** **31 Minutes**

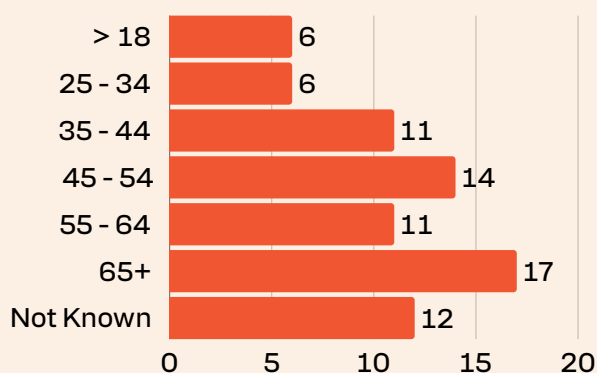
**Average
Response
Time** **60 Minutes**

Demographics

Race and Ethnicity*



Age Range*



W

37 %

M

61 %

OTHER

2 %

*Demographic information is not collected during all interactions, such as syringe pick-ups, visibility and engagement in community spaces, and interactions with groups of people.