

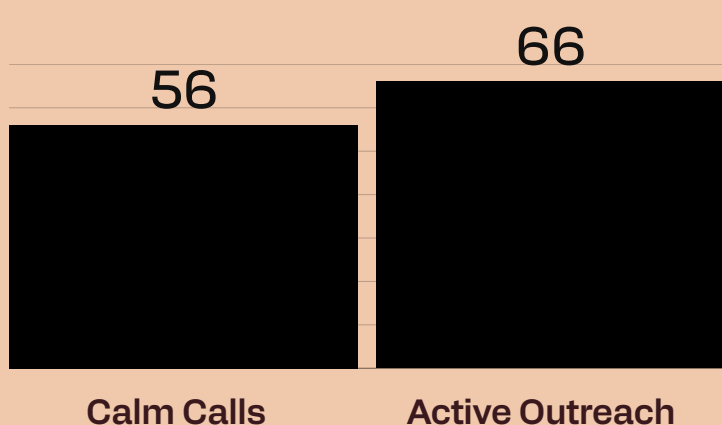


**LYNN
CALM
TEAM**

CALM TEAM DATA

**MARCH 1 - MARCH 31
2026**

Total Interactions 122



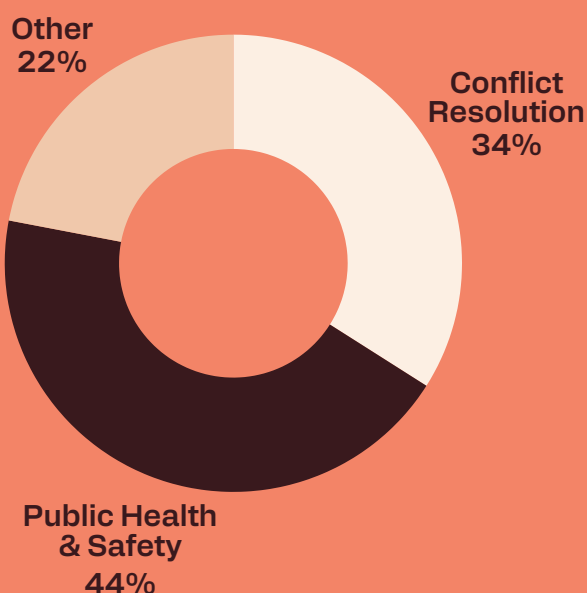
Data Highlights

- Total interactions with the public up 85% from last month.
- Calm Calls up 42% from last month.
- Active outreach up 104%.
- A little over 16% of all interactions were supported by the Calm Team Nurse, which means they received some sort of medical attention.

Call Types



[Click here for call descriptions](#)



Highlights

- Conducted outreach to several organizations focused on serving immigrants and youth.
- Assisted individuals facing eviction, ensuring they were connected to appropriate housing and support resources.
- Assisted residents in resolving neighborhood disputes, helping to promote peace and conflict resolution.
- Assisted Lynn residents in accessing basic medical care through the Calm Team Nurse.
- Continued to support:
 - individuals experiencing substance use challenges, prioritizing their safety and well-being by connecting them to local resources and interventions.
 - seniors/ elders in the community by conducting wellness checks and ensuring access to essential services.
 - removal of sharps and hazardous materials from public spaces, especially downtown, ensure public safety for all, work with downtown businesses to address their concerns on loitering, etc.

Call Information

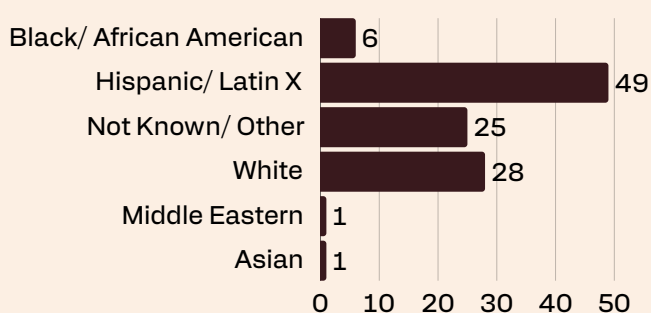


**Average
Call
Duration** **35 Minutes**

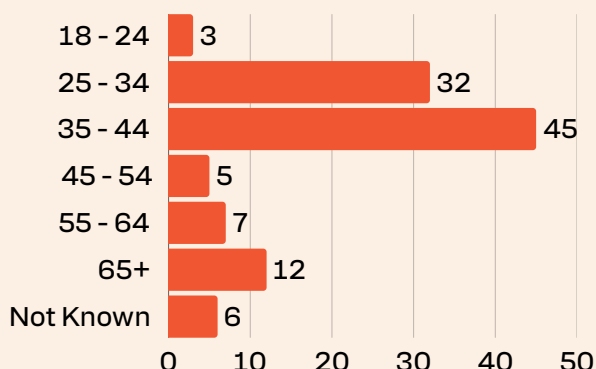
**Average
Response
Time** **50 Minutes**

Demographics

Race and Ethnicity



Age Range



W

49%

M

46%

OTHER

5%